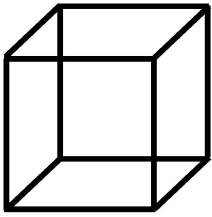




**VISUOSPATIAL**

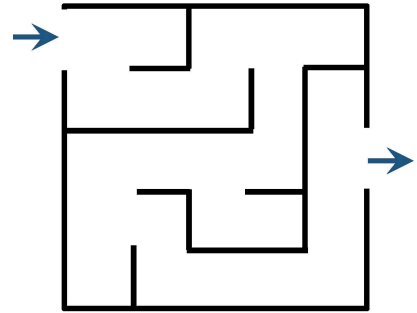


Draw an identical cube below. [Timing]

Draw a clock. Draw a round clock face. Put all 12 numbers in the correct positions. Place clock hands at "5 minutes after 10". [Timing]

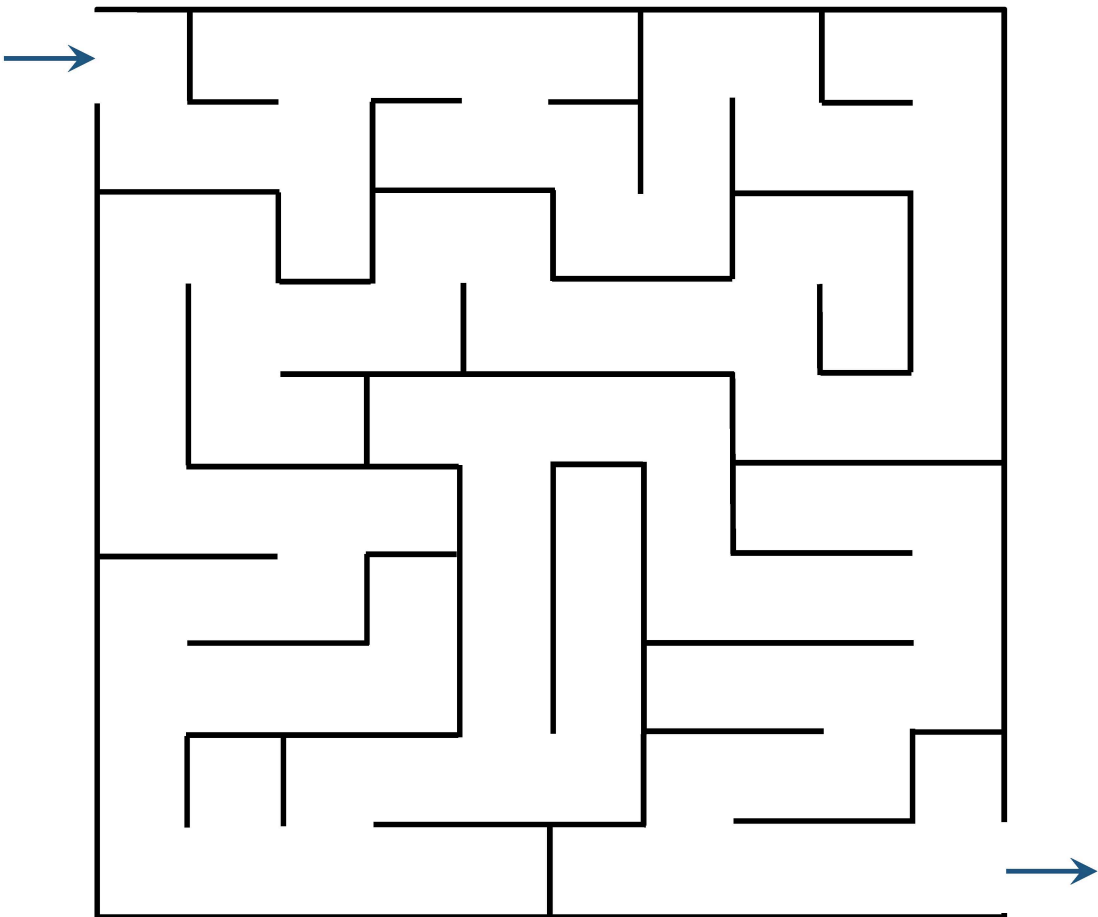
\_\_\_/1 min  \_\_\_/3 min Numbers  Hands

Draw a line from the entry (pointing to the entry) to the exit (pointing to the exit) of the maze. Don't go into any dead ends (pointing to a dead end), and don't touch or cross any solid lines (pointing to a solid line). [Timing]



\_\_\_/1 min  \_\_\_/3

Use the same rules. Draw a line from the entry (pointing to the entry) to the exit (pointing to the exit) of the maze. Don't go into any dead ends (pointing to a dead end), and don't touch or cross any solid lines (pointing to a solid line). [Timing]



\_\_\_/3 min  \_\_\_/1